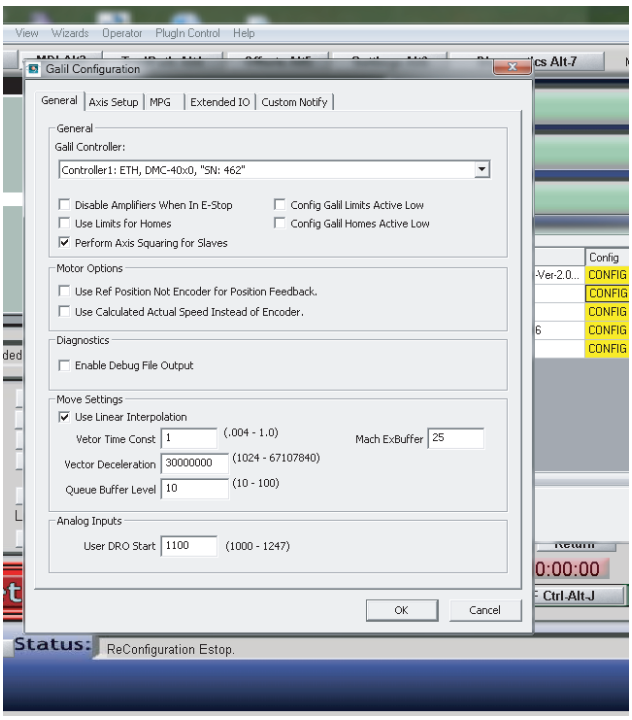
View Wizards Operator PlugIn Control Help
Galil Configuration
General Axis Setup MPG Extended IO Custom Notify
General
Galil Controller:
Controller1: ETH, DMC-40x0, "SN: 462"
Disable Amplifiers When In E-Stop
Use Limits for Homes
Perform Axis Squaring for Slaves
Config Galil Limits Active Low
Config Galil Homes Active Low
Motor Options
Use Ref Position Not Encoder for Position Feedback.
Use Calculated Actual Speed Instead of Encoder.
Diagnostics
Enable Debug File Output
Move Settings
Use Linear Interpolation
Vetor Time Const 1 (.004 - 1.0)
Mach ExBuffer 25
Vector Deceleration 30000000 (1024 - 67107840)
Queue Buffer Level 10 (10 - 100)
Analog Inputs
User DRO Start 1100 (1000 - 1247)
OK
Cancel
Status: ReConfiguration Estop.

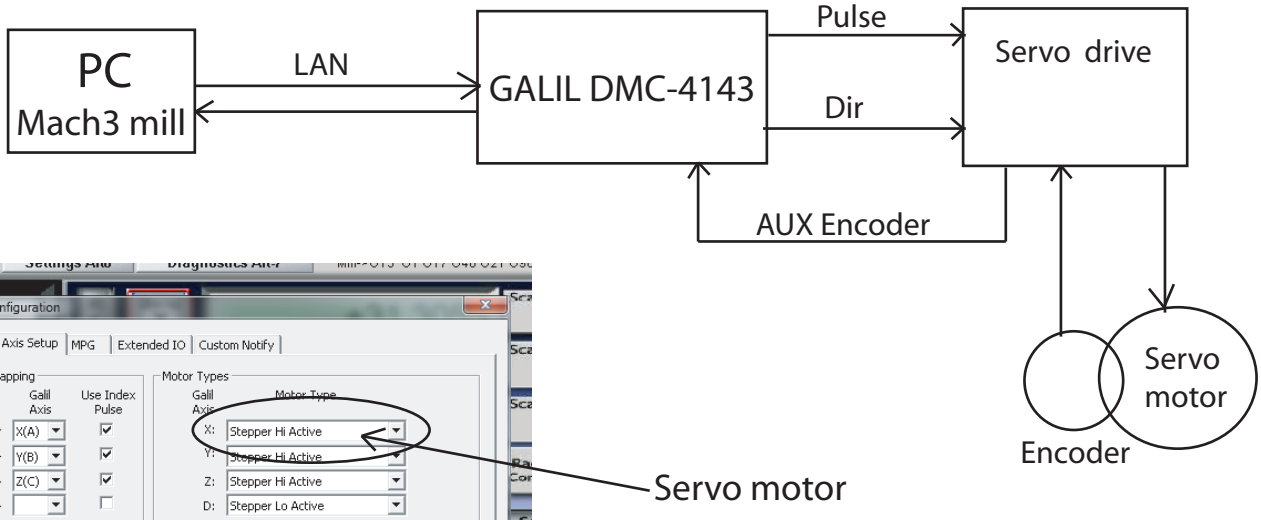
PC
Mach3 mill
LAN
GALIL DMC-4143
Pulse
Dir
Servo drive
AUX Encoder
Servo motor
Encoder

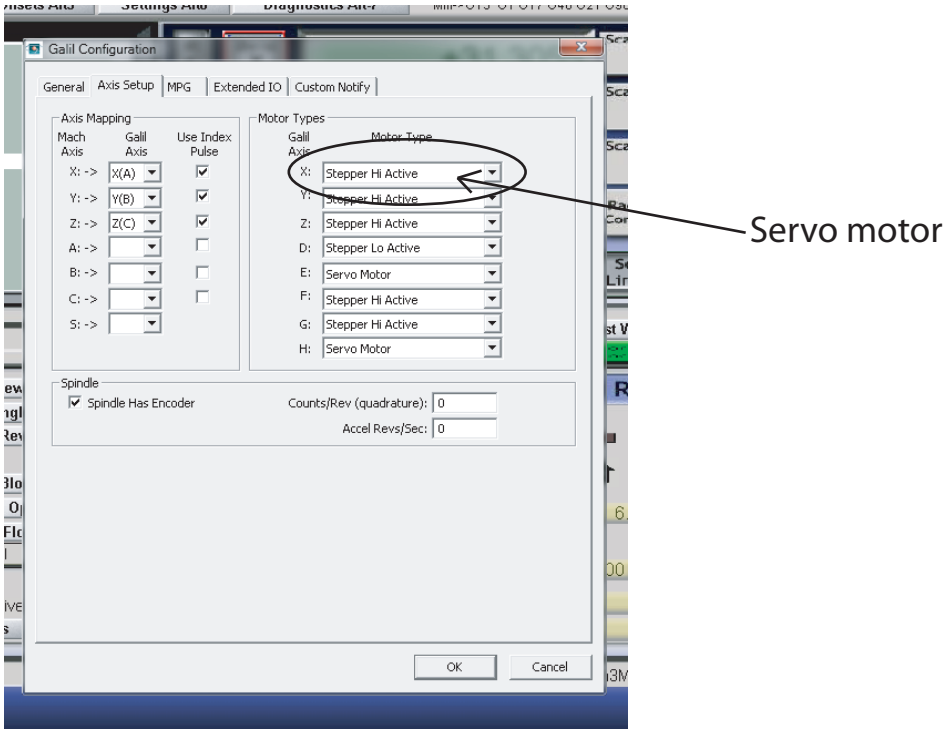
Galil Configuration
General Axis Setup MPG Extended IO Custom Notify
Axis Mapping
Mach Axis
Galil Axis
Use Index Pulse
X: -> X(A)
Y: -> Y(B)
Z: -> Z(C)
A: ->
B: ->
C: ->
S: ->
Motor Types
Galil Axis
Motor Type
X: Stepper Hi Active
Y: Stepper Hi Active
Z: Stepper Hi Active
D: Stepper Lo Active
E: Servo Motor
F: Stepper Hi Active
G: Stepper Hi Active
H: Servo Motor
Spindle
Spindle Has Encoder
Counts/Rev (quadrature): 0
Accel Revs/Sec: 0
OK
Cancel
Servo motor